



GURU NANAK COLLEGE (Autonomous)

Affiliated to University of Madras | Accredited at 'A++' Grade by NAAC

Approved by AICTE | An ISO 9001:2015 Certified Institution

Guru Nanak Salai, Velachery, Chennai – 600042

AQAR 2023-24

SUPPORTING DOCUMENTS



1.4.2

The feedback system of the Institution comprises the following

GURU NANAK COLLEGE (AUTONOMOUS)

Affiliated to University of Madras | Approved by AICTE | NIRF Ranking 82nd

Accredited at 'A++' Grade By NAAC | An ISO 9001:2015 Certified Institution

Guru Nanak Salai, Velachery, Chennai 600042.



EMPLOYER FEEDBACK REPORT

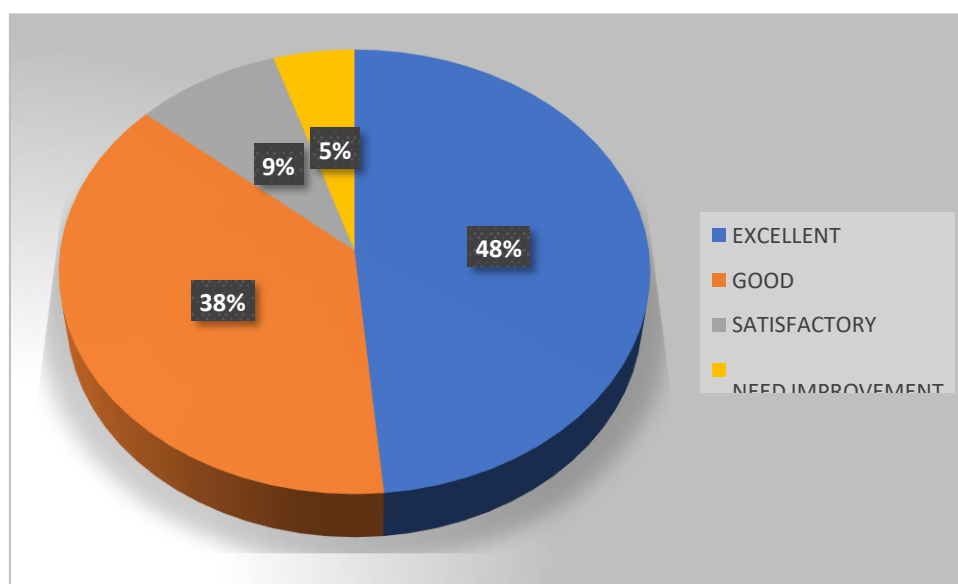
EMPLOYER FEEDBACK

The curriculum is evaluated through feedback from employers of our students, focusing on key aspects such as alignment with industrial requirements, skill development, student-centered learning approaches, experiential learning opportunities, problem-solving capabilities for workplace challenges, technical proficiency, innovative thinking, integration of professional ethics, readiness to tackle challenges confidently, and an overall assessment of the curriculum's effectiveness.

EMPLOYER RESPONSE				
PARAMETERS	EXCELLENT	GOOD	SATISFACTORY	NEED IMPROVEMENT
Q1	50.54	39.86	6.73	2.85
Q2	47.63	42.77	7.7	1.88
Q3	50.54	37.92	8.67	2.85
Q4	45.68	43.74	8.67	1.88
Q5	47.63	46.66	4.79	0.91
Q6	49.57	39.86	7.70	2.85
Q7	51.51	36.95	7.7	3.82
Q8	50.54	35	10.62	3.82
Q9	52.48	38.89	6.73	1.88
Q10	54.42	37.92	3.82	3.82

Q1. Give your valuable grade whether the curriculum matches and leads beyond the industrial requirements for the sake of employability.

EXCELLENT	GOOD	SATISFACTORY	NEED IMPROVEMENT
50.54	39.86	6.73	2.85

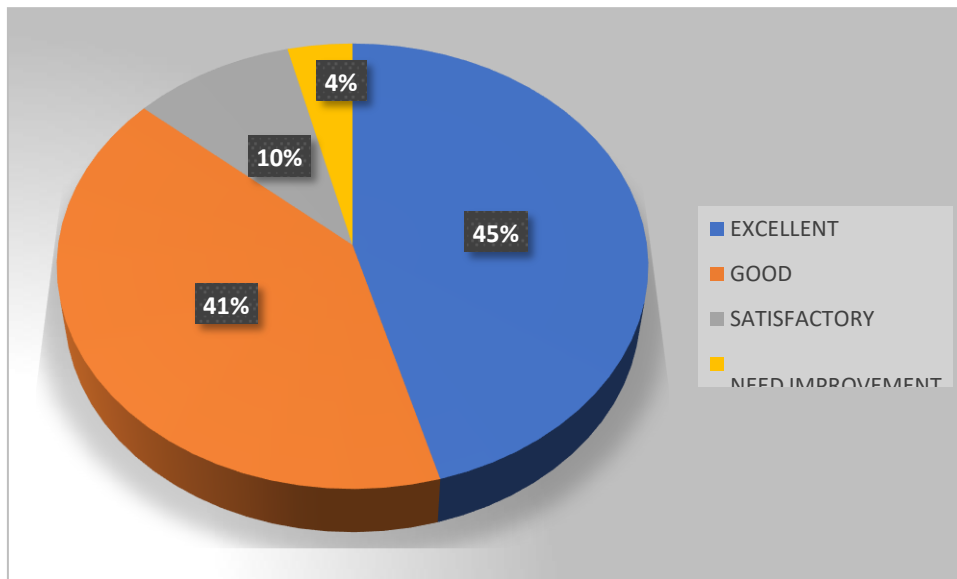


Inference:

The majority of employers (50.54%) rated the curriculum as 'Excellent' in terms of aligning with industrial requirements and enhancing employability. A significant proportion rated it as 'Good,' acknowledging its connection to industry needs and its role in fostering employability. Meanwhile, 6.73% of employers found the curriculum 'Satisfactory,' recognizing its positive impact on employability. A small fraction (2.85%) suggested that improvements are needed to better align the curriculum with employability standards.

Q2. How do you describe the curriculum that helps in the progress of skill oriented human resources?

EXCELLENT	GOOD	SATISFACTORY	NEED IMPROVEMENT
47.63	42.77	7.7	1.88

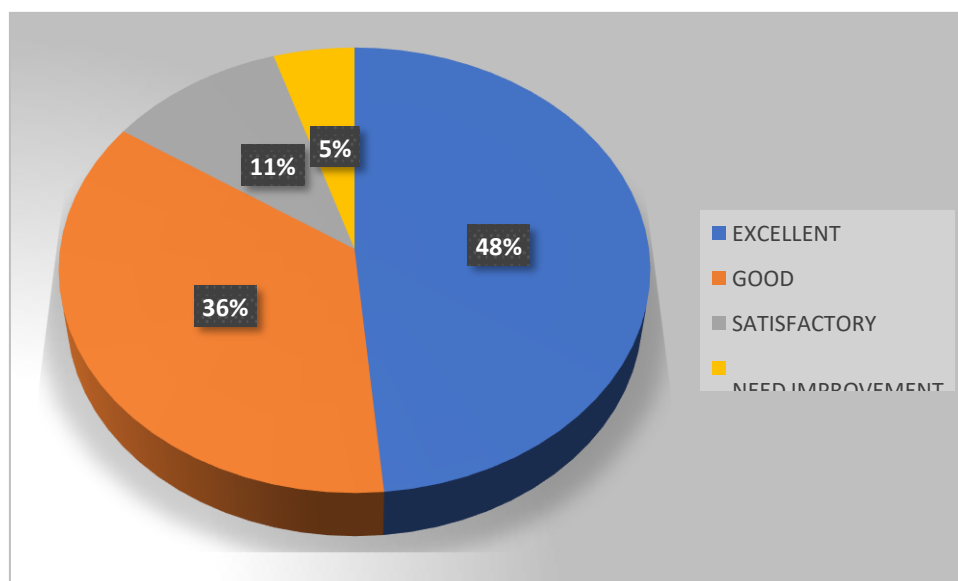


Inference:

A substantial portion of employers (42.77%) rated the curriculum as 'Good' in fostering the development of skill-oriented and industry-ready human resources. Additionally, 7.7% expressed satisfaction with the curriculum's ability to enhance these skills. However, a small percentage (1.88%) indicated that the curriculum needs improvement in this area.

Q3. Mention the scope of the curriculum in focusing Student Centric Learning.

EXCELLENT	GOOD	SATISFACTORY	NEED IMPROVEMENT
50.54	37.92	8.67	2.85

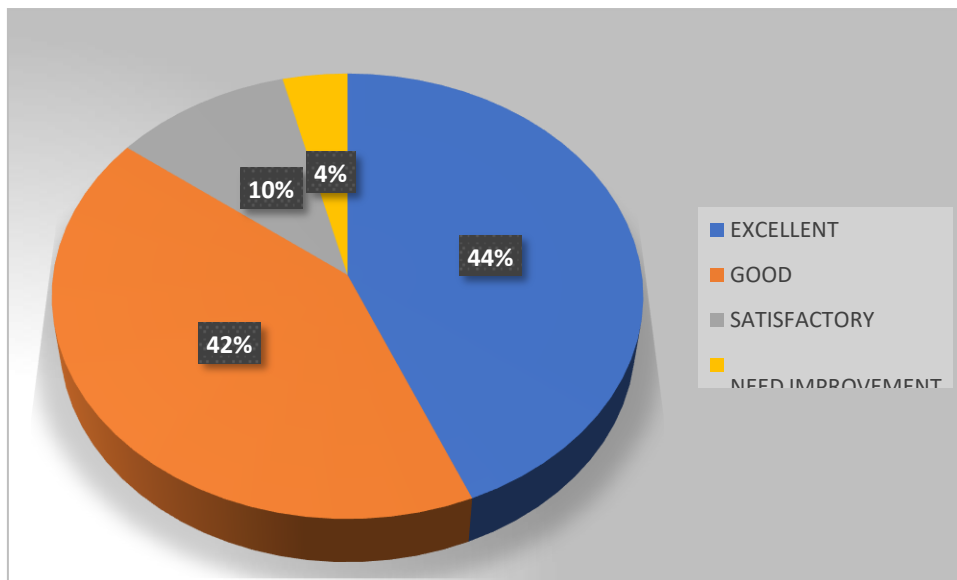


Inference:

A significant majority (50.54%) of employers rated the institution's curriculum as 'Excellent' in promoting student-centered learning. Additionally, 37.92% rated it as 'Good' in this area. Meanwhile, 8.67% of employers expressed a 'Satisfactory' level of approval regarding the curriculum's focus on student-centered learning, and a small fraction (2.85%) suggested that improvements are needed.

Q4. How well does the curriculum include Projects/ Dissertation/ Internship/ Field visit for real life experiential learning?

EXCELLENT	GOOD	SATISFACTORY	NEED IMPROVEMENT
45.68	43.74	8.67	1.88

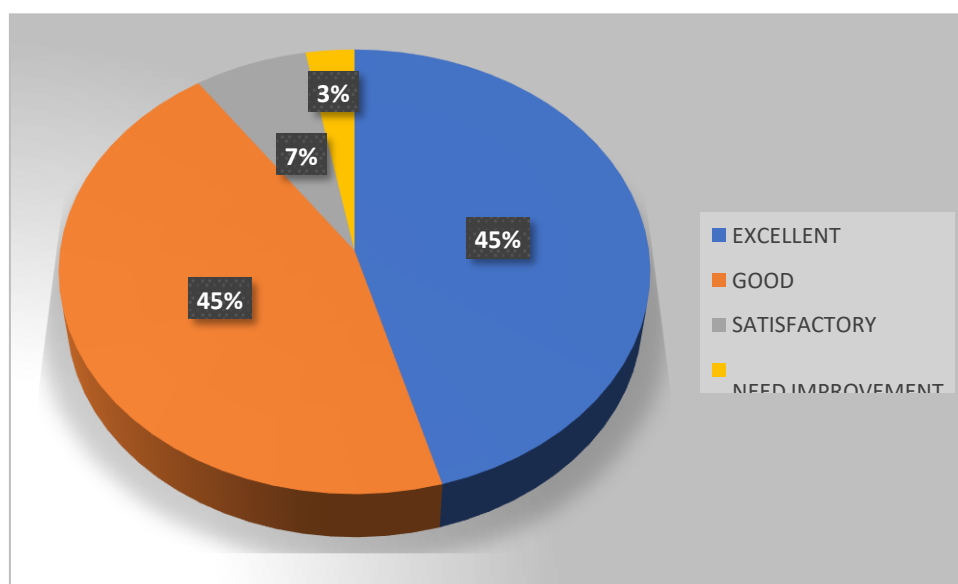


Inference:

A considerable percentage of employers (45.68%) rated the curriculum as ‘Excellent’ for incorporating projects, dissertations, internships, and field visits that provide real-life experiential learning. Another significant portion (42.74%) rated it as ‘Good’ in this regard. Additionally, 8.67% of employers found these components ‘Satisfactory’ for fostering experiential learning, while a very small percentage (1.88%) suggested that improvements are needed in this area.

Q5. How effectively does the curriculum provide knowledge to find solution to problems related with work?

EXCELLENT	GOOD	SATISFACTORY	NEED IMPROVEMENT
47.63	46.66	4.79	0.91

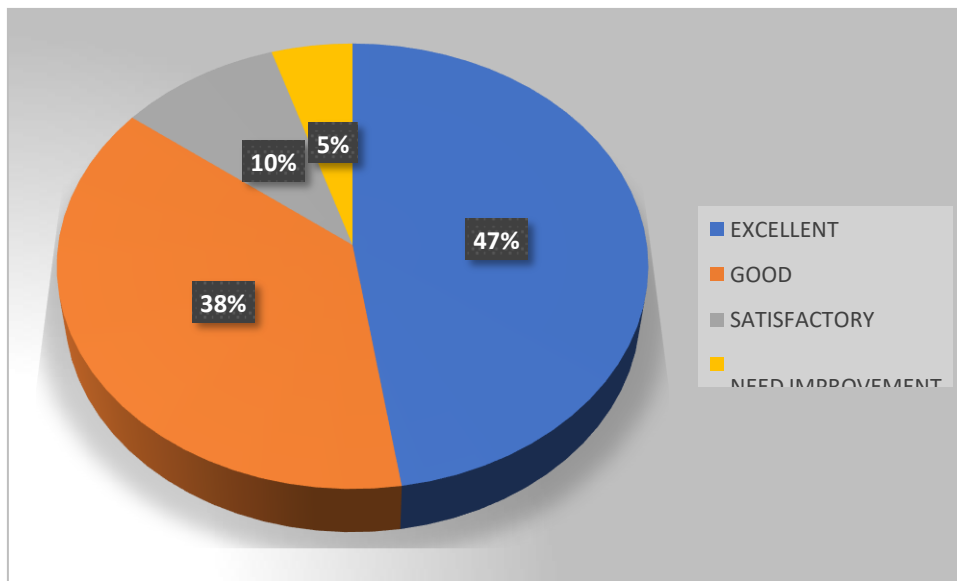


Inference:

A significant portion of employers (47.63%) rated the curriculum as ‘Excellent’ for equipping students with the knowledge to solve work-related problems. Another 46.66% rated it as ‘Good’ in this regard. Additionally, 4.79% of employers found the curriculum ‘Satisfactory’ in providing problem-solving skills, while a very small percentage (0.91%) suggested that improvements are needed.

Q6. How do you rate the capability of the curriculum to transform the students into highly technical, skilled and efficient human resources?

EXCELLENT	GOOD	SATISFACTORY	NEED IMPROVEMENT
49.57	39.86	7.7	2.85

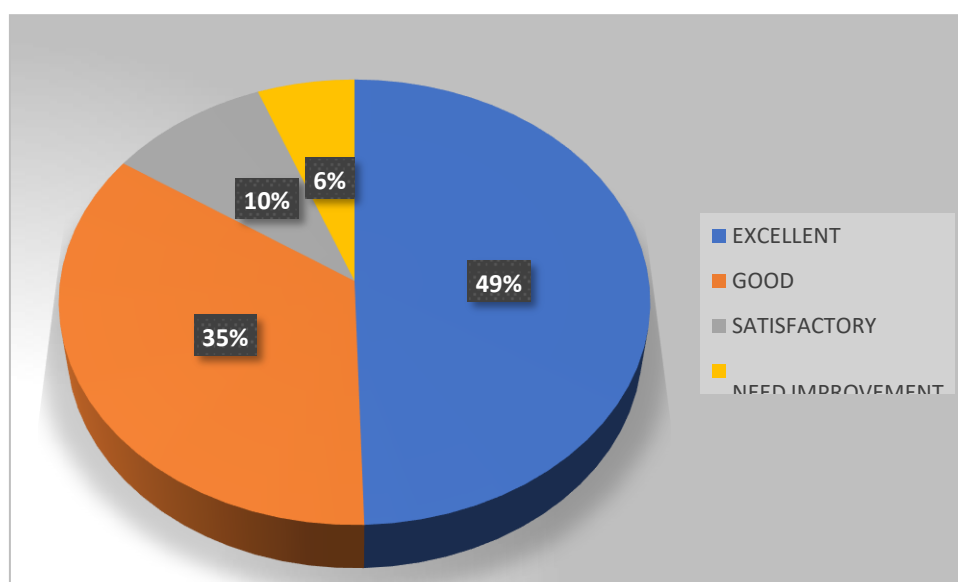


Inference:

A majority of employers (49.57%) rated the curriculum as 'Excellent' for its role in developing highly technical, skilled, and efficient human resources. Additionally, 39.86% rated it as 'Good,' while 7.7% expressed 'Satisfaction.' A small proportion (2.85%) suggested that the curriculum needs improvement in this area.

Q7. Rate the curriculum for its effectiveness in developing innovative thinking.

EXCELLENT	GOOD	SATISFACTORY	NEED IMPROVEMENT
51.51	36.95	7.7	3.82

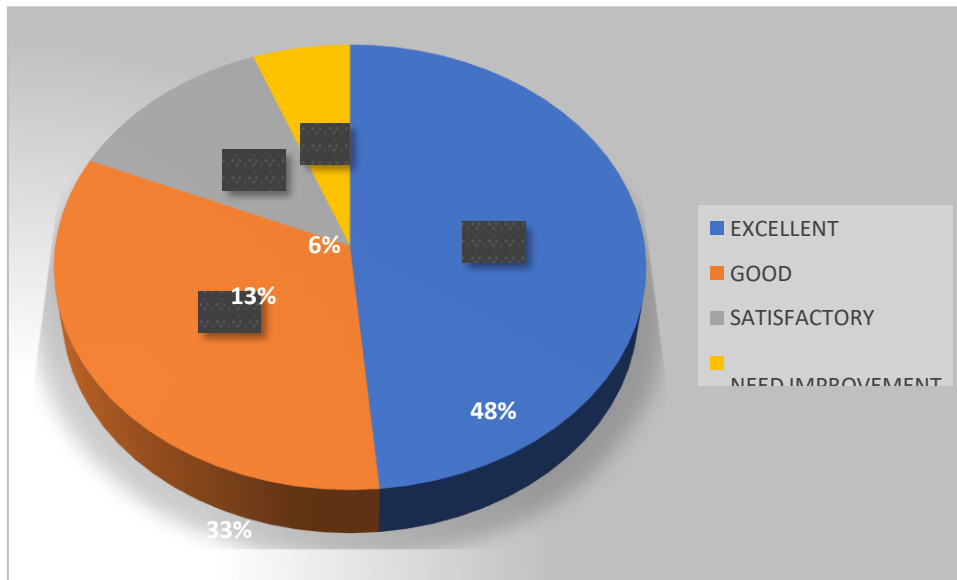


Inference:

A significant portion of employers (51.51%) rated the institution's curriculum as 'Excellent' in fostering innovative thinking among students. Additionally, 36.95% rated it as 'Good,' while 7.7% found it 'Satisfactory.' A small percentage (3.82%) suggested that the curriculum needs improvement in promoting innovative thinking.

Q8. Rate the inculcation of the professional ethics in curriculum

EXCELLENT	GOOD	SATISFACTORY	NEED IMPROVEMENT
50.54	35	10.62	3.82

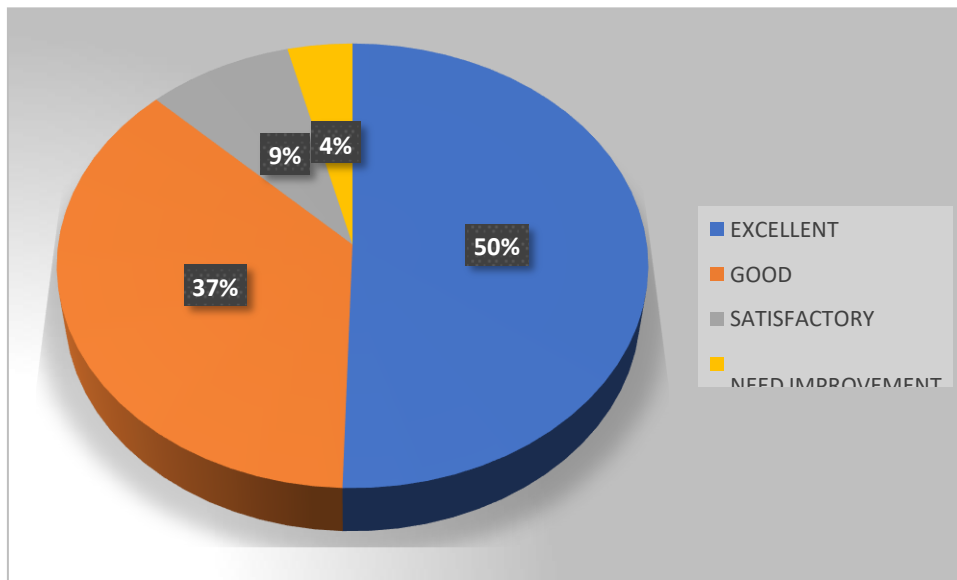


Inference:

A substantial portion of employers (50.54%) rated the curriculum as 'Excellent' for instilling professional ethics in students. Additionally, 35% rated it as 'Good,' while 10.62% expressed satisfaction with the inclusion of professional ethics. Only 6% of employers suggested that improvements are needed in this area.

Q9. Rate the efficacy of the curriculum in preparing the students to assertively accept challenges in their career.

EXCELLENT	GOOD	SATISFACTORY	NEED IMPROVEMENT
52.48	38.89	6.73	1.88

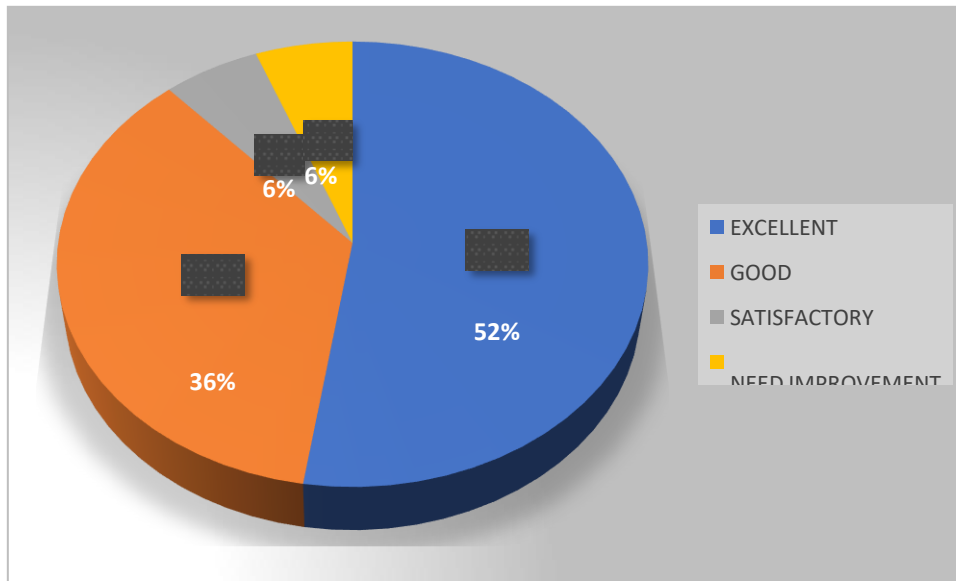


Inference:

The diagram shows that a majority of employers (52.48%) rated the curriculum as ‘Excellent’ in preparing students to confidently accept challenges in their careers. A further 38.89% rated it as ‘Good,’ while 6.73% expressed satisfaction with the curriculum’s effectiveness in this regard. A very small percentage (1.88%) suggested that improvements are needed in preparing students to assertively face career challenges.

Q10. Overall Rating of the Curriculum.

EXCELLENT	GOOD	SATISFACTORY	NEED IMPROVEMENT
54.42	37.92	3.82	3.82



Inference:

A significant portion of employers (54.42%) rated the overall quality of the curriculum adopted by the institution as 'Excellent.' Additionally, 37.92% rated it as 'Good,' while 3.82% expressed it as 'Satisfactory.' Another 3.82% of employers suggested that improvements are needed in the overall quality of the curriculum.