



GURU NANAK COLLEGE (Autonomous)

Affiliated to University of Madras | Accredited at 'A++' Grade by NAAC

Approved by AICTE | An ISO 9001:2015 Certified Institution

Guru Nanak Salai, Velachery, Chennai – 600042

AQAR 2023-24

SUPPORTING DOCUMENTS



1.4.2

The feedback system of the Institution comprises the following

GURU NANAK COLLEGE (AUTONOMOUS)

Affiliated to University of Madras | Approved by AICTE | NIRF Ranking 82nd

Accredited at 'A++' Grade By NAAC | An ISO 9001:2015 Certified Institution

Guru Nanak Salai, Velachery, Chennai 600042.



STUDENTS' FEEDBACK REPORT ON CURRICULUM

2023-24

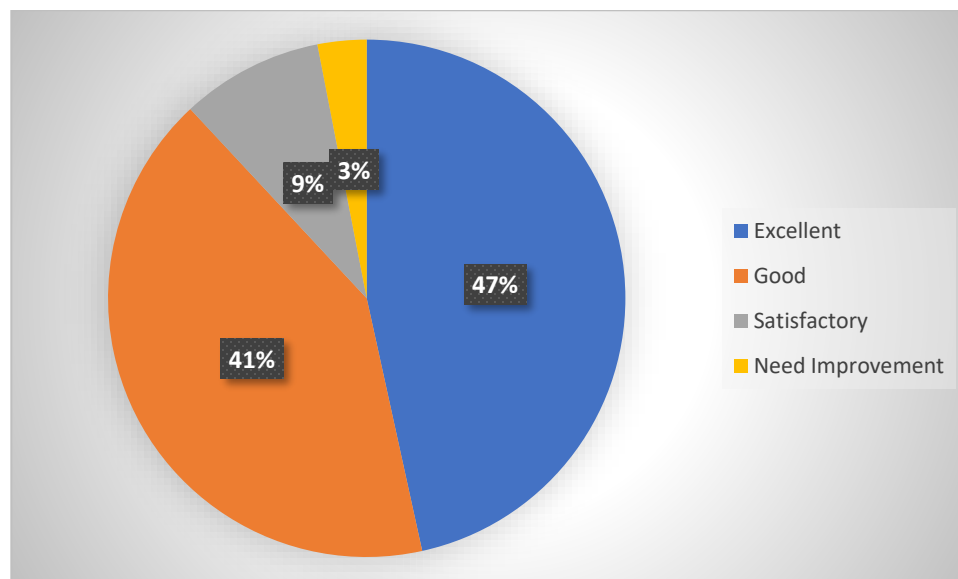
CURRICULUM FEEDBACK BY STUDENTS

Student perception of the curriculum is based on several factors, including the relevance of the syllabus for core and elective subjects, projects / dissertations, and learning outcomes in terms of concepts, knowledge, skills, and analytical abilities. They also provided feedback on the depth of course content in relation to preparing for higher studies, job interviews, and qualifying competitive exams. The availability of library resources for the course and an overall rating of the curriculum were also considered. Responses were recorded using a four-point rating scale: Excellent, Good, Satisfactory, and Need Improvement.

Students Response (In Percentage)				
PARAMETERS	Excellent	Good	Satisfactory	Need Improvement
Q1	46.56	41.50	8.88	3.06
Q2	42.44	43.37	11.16	3.04
Q3	41.02	43.05	12.18	3.75
Q4	42.38	42.30	11.83	3.49
Q5	42.83	42.13	11.83	3.21
Q6	41.26	42.32	12.66	3.76
Q7	40.10	41.45	13.60	4.85
Q8	40.57	41.90	13.38	4.15
Q9	42.10	39.80	13.18	4.91
Q10	42.83	42.44	10.94	3.79

Q-1: Relevance of syllabus for Core subjects

Excellent	Good	Satisfactory	Need Improvement
46.56	41.50	8.88	3.06

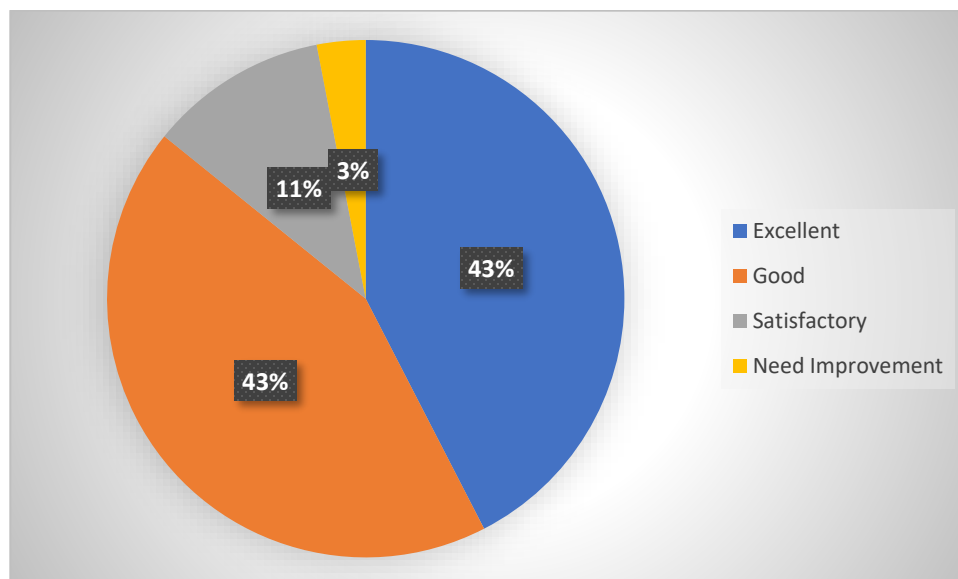


Inference:

A significant portion of students (41.50%) rated the relevance of the syllabus for core courses as 'Excellent.' An equal percentage (41.50%) considered it to be 'Good.' A smaller percentage (8.88%) rated the relevance of the core subjects' syllabus as 'Satisfactory,' while only a few students (3.06%) suggested that the syllabus should be revised.

Q2-Relevance of syllabus for Elective subjects

Excellent	Good	Satisfactory	Need Improvement
42.44	43.37	11.16	3.04

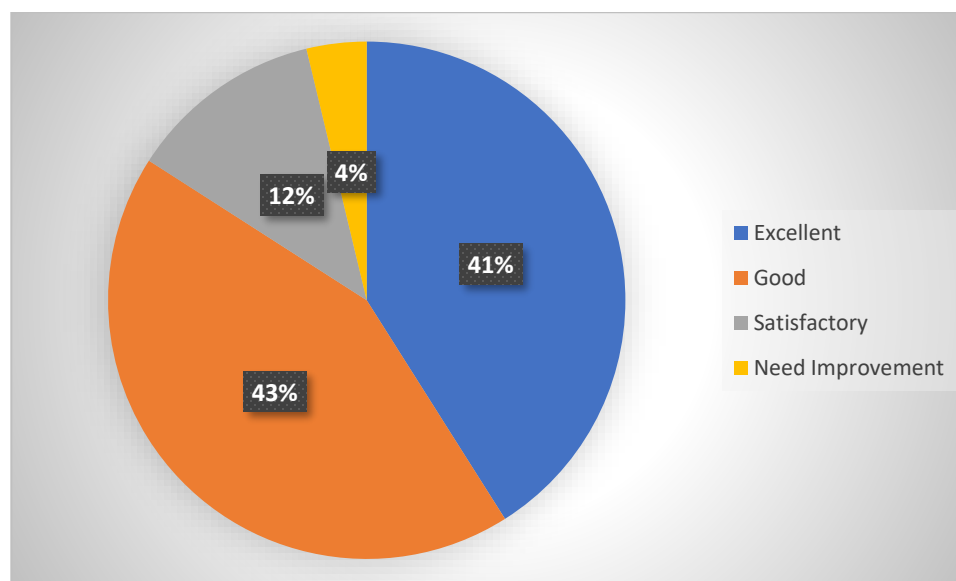


Inference:

The majority of students (42.44%) rated the relevance of the syllabus for elective subjects as 'Excellent.' A slightly higher percentage (43.37%) gave it a 'Good' rating. Meanwhile, 11.16% of students found the relevance 'Satisfactory,' and a small percentage (3.04%) suggested that the syllabus for elective subjects needs improvement.

Q-3: Relevance of syllabus for Project/Dissertation

Excellent	Good	Satisfactory	Need Improvement
41.02	43.05	12.18	3.75

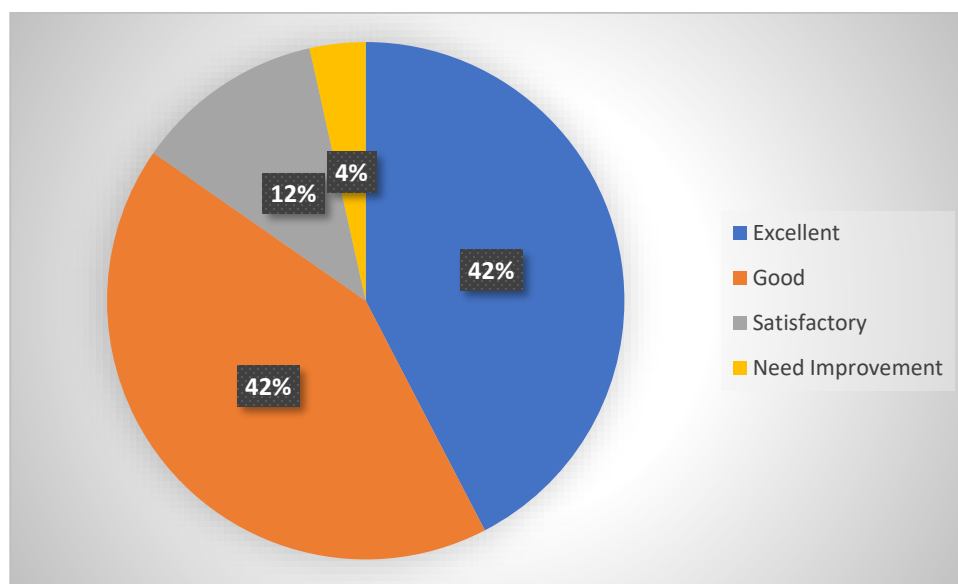


Inference:

A majority of students (41.02%) considered the syllabus adopted to be highly relevant for carrying out a project or dissertation. A slightly larger portion (43.05%) rated it as 'Good.' Additionally, 12.18% of students gave the syllabus a 'Satisfactory' rating, while 3.75% suggested that the syllabus needs improvement in terms of its relevance for projects or dissertations.

Q-4: Learning outcomes in terms of concepts, knowledge, skills and analytical abilities

Excellent	Good	Satisfactory	Need Improvement
42.38	42.30	11.83	3.49

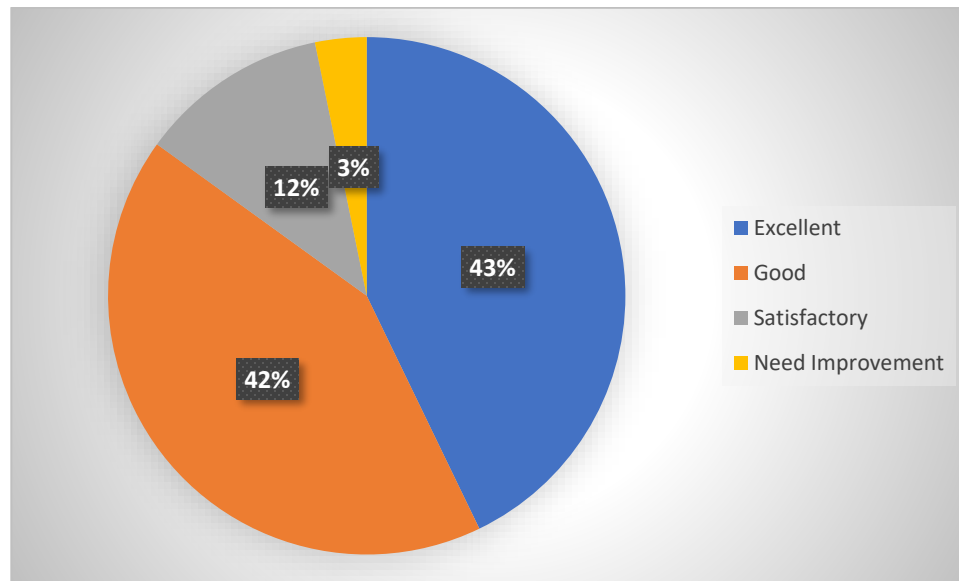


Inference:

42.38% of students felt that the syllabus effectively supports the expected outcomes in terms of concepts, knowledge, skills, and analytical abilities. A similar portion (42.30%) rated the learning outcomes as 'Good,' indicating that the curriculum aligns well with these areas. 11.83% of students gave a 'Satisfactory' rating, while a small percentage (3.49%) suggested that improvements should be made to the curriculum.

Q-5: Depth of the Course Content

Excellent	Good	Satisfactory	Need Improvement
42.83	42.13	11.83	3.21

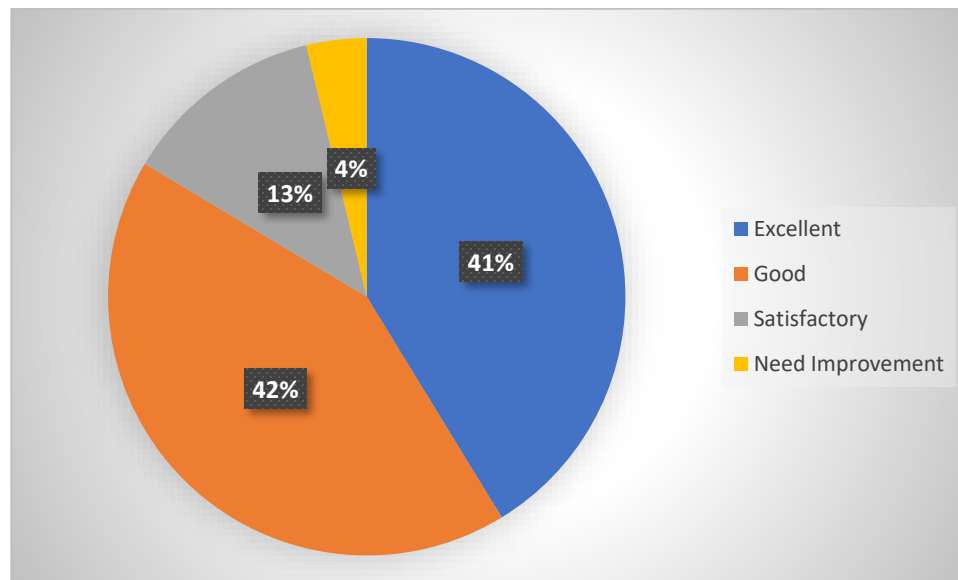


Inference:

When evaluating the depth of the course material, the majority of students (42.83%) gave it a high rating. A similar percentage (42.13%) rated the depth of the course content as 'Good.' Additionally, 11.83% of students found the course material depth to be 'Satisfactory,' while 3.21% of respondents suggested that the depth of the content needs improvement.

Q-6: Course content prepares the student to pursue higher studies

Excellent	Good	Satisfactory	Need Improvement
41.26	42.32	12.66	3.76

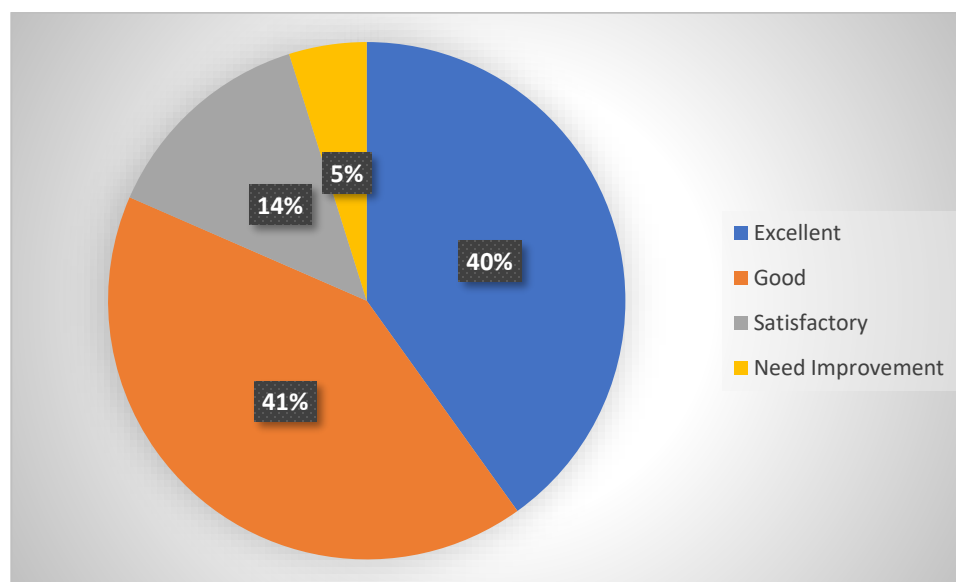


Inference:

Students evaluated the course content in terms of its preparation for higher studies. A considerable percentage (41.26%) felt that the course content effectively prepared them for further education. A slightly higher percentage (42.32%) gave a 'Good' rating to the course content's relevance for pursuing higher studies. Additionally, 12.66% of students rated it as 'Satisfactory,' while a small portion (3.76%) suggested that improvements are needed in the course content to better prepare them for higher studies.

Q-7: Course content prepares the student to face interviews

Excellent	Good	Satisfactory	Need Improvement
40.10	41.45	13.60	4.85

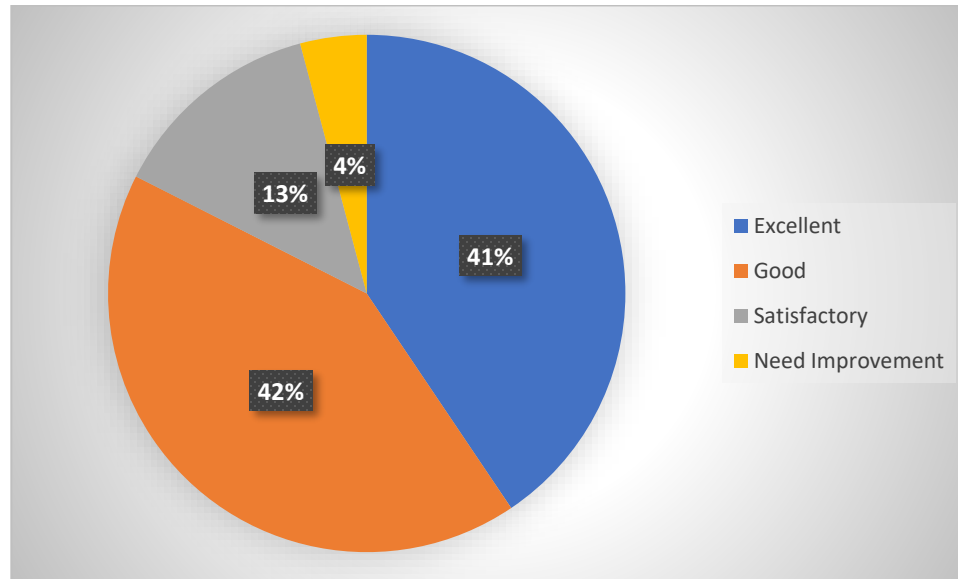


Inference:

Students evaluated the course content in terms of facing interviews, 40.10 % of the respondents have rated a very good response on Course content prepares the student to face interviews. 41.45% of the students graded 'Good' on course content, which prepares them to face interviews. 13.60 % of the students ranked as 'satisfactory' on course content prepare the student to face interviews. A small percentage (4.85%) of the students suggested improvements be made to the course content to prepare them to face interviews.

Q-8: Course content prepares the student to qualify competitive/qualifying examination

Excellent	Good	Satisfactory	Need Improvement
40.57	41.90	13.38	4.15

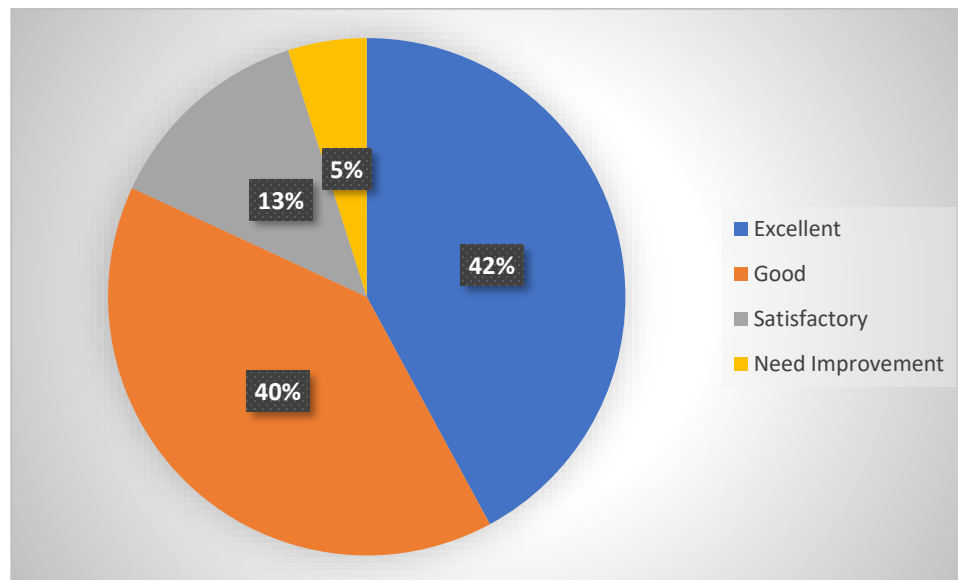


Inference:

Students appraised the course content in terms of their standings in qualifying for the competitive examination. A notable percentage (40.57%) of the respondents agreed that the course content prepares the student to qualify for competitive or qualifying examinations. 41.90% of the students graded 'Good' on the course content in the standings of qualifying for the competitive examination. 13.38 % of respondents rated the course content as 'Satisfactory' in terms of qualifying for the competitive examination. A smaller number (4.15%) of the students have rated 'need improvement' on the course content in the standings of qualifying for the competitive examination.

Q-9: The library holdings for the course

Excellent	Good	Satisfactory	Need Improvement
42.10	39.80	13.18	4.91

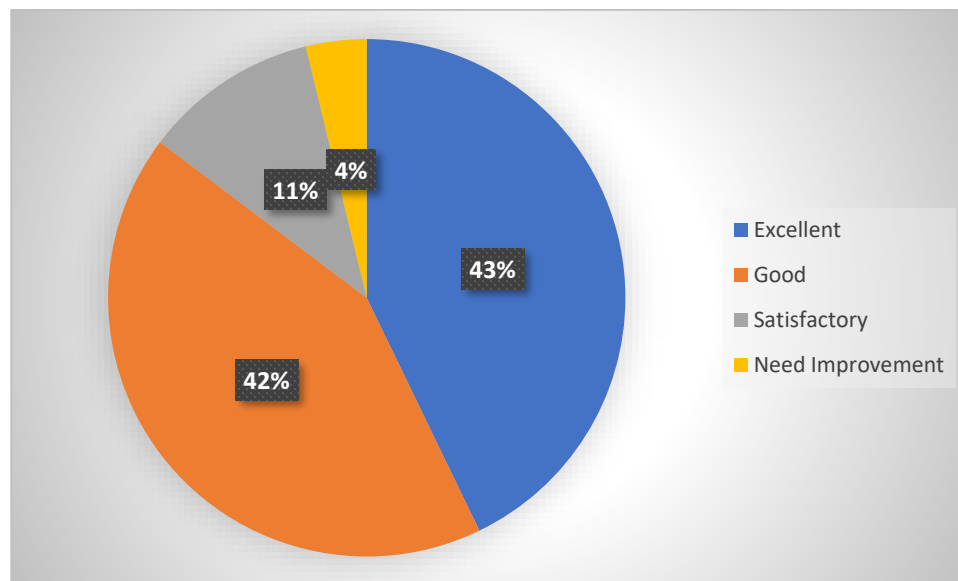


Inference:

Students assessed the library resources; 42.10% of the students responded excellently to the library holdings for the course. 39.80% of students rated the course's library holdings as 'good'. 13.18 % of the students graded 'satisfactory' to the library's holdings for the course. The lowest percentage (4.91 %) of the students valued 'need improvement' to the library holdings for the course.

Q-10: Overall rating

Excellent	Good	Satisfactory	Need Improvement
42.83	42.44	10.94	3.79



Inference:

Notably, 42.83% of the students' total evaluation is considered Excellent. 42.44% of the students graded 'Good' on the curriculum. A third of the pupils, or 33.95%, gave the curriculum's overall excellence a satisfactory rating. A smaller proportion of respondents (10.94%) said the curriculum was adequate overall, and a very small number (3.79%) said the current curriculum design "needs improvement".

It is noted that the overall rating of the students on "the curriculum design of the institution is 'excellent'".